





Name: _____



Date: _____

1.

Which shows that 12 students had perfect attendance in May?

Perfect Attendance	
Month	Number of Students
February	
March	
April	
May	

 = 3 Students

- A. 
- B. 
- C. 
- D. 

2. The table below shows the number of people who attended the spring play each day.

Day of the Week	Number of People at the Play
Thursday	85
Friday	106
Saturday	123

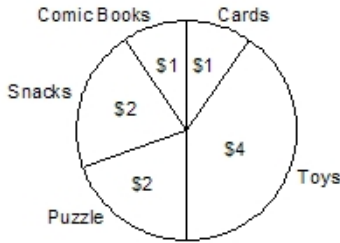
How many more people attended the play on Saturday than on Thursday?

- A. 17
- B. 21
- C. 38
- D. 42

3. What method do you use to find the mean for the scores 80, 84, and 90?

- A. add all the numbers and divide by three
- B. add the first two numbers, divide by two, then add the third
- C. add the lowest grade and highest grade, and divide by two
- D. subtract the lowest from the highest

4. Nam has \$10.00 to spend. The graph shows how he spent his money.

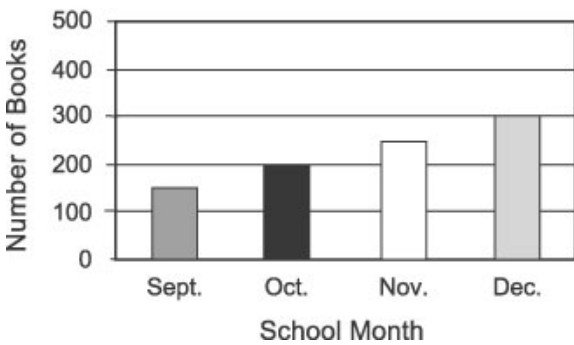


How much did Nam spend on toys and snacks?

- A. \$6.00
- B. \$5.00
- C. \$4.00
- D. \$2.00

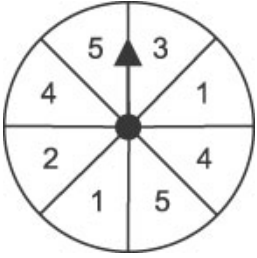
5. If the trend continues, about how many books will be checked out in January?

Library Books Checked Out



- A. 100
- B. 250
- C. 300
- D. 350

6. Look at the spinner below.



Which type of number are you most likely to spin on this spinner?

- A. an even number
 - B. an odd number
 - C. a number less than 3
 - D. a number greater than 3
-

7. A box contains 8 orange crayons, 5 blue crayons, 11 purple crayons, 6 green crayons, and 4 red crayons. If a crayon is chosen from the box at random, which color is least likely to be chosen?

- A. red
- B. purple
- C. orange
- D. blue

Answer Key

1. B)

2. C) 38

3. A) add all the numbers and divide by three

4. A) \$6.00

5. D) 350

6. B) an odd number

7. A) red